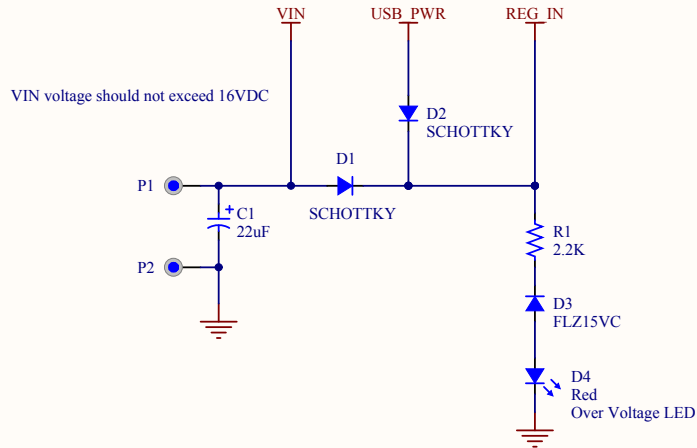
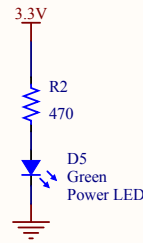


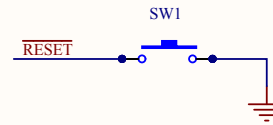
EXTERNAL POWER CONNECTION (VIN)



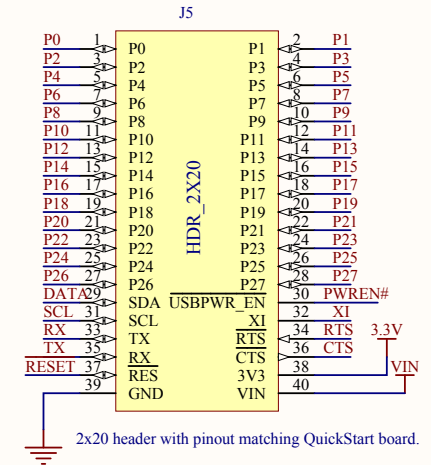
POWER LED



RESET SWITCH

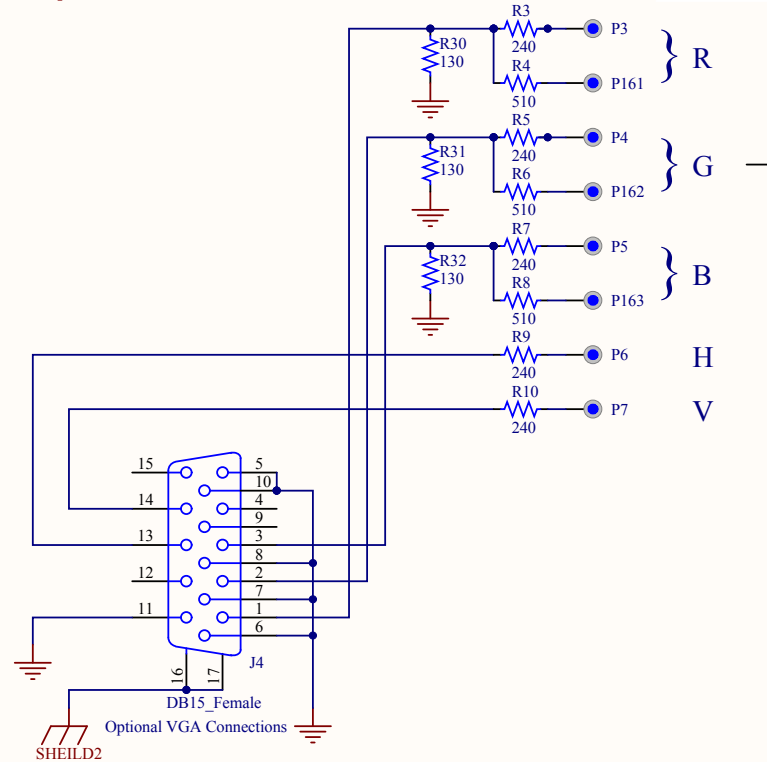


QUICKSTART HEADER

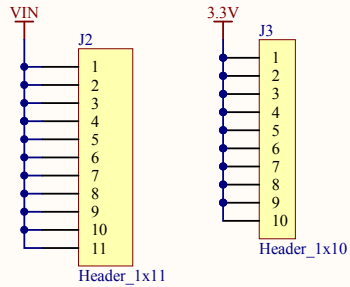


These three sets of two resistors form .7 volt, 75ohm, 2-bit DACs that are used to generate red, green and blue.

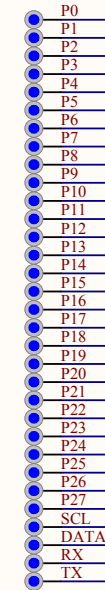
VGA CONNECTIONS



VIN & 3.3V HEADERS



PROPELLER EXTERNAL I/O



Sheet: Main.SchDoc	Size: Letter
Description: Main Schematic for Propeller Project Board USB	
Project: Propeller Project Board USB	Part #: 32810
Sheet 1 of 5	Rev: A
599 Menlo Drive Rocklin, CA 95765 www.parallax.com	Date: 12/3/2012 Drawn By: C. Kevin